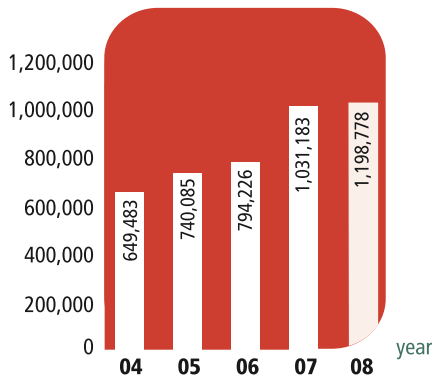


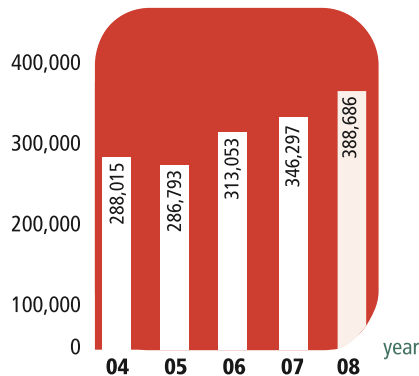
Group Financial Highlights

Year ended 31 December	2004 RM'000	2005 RM'000	2006 RM'000	2007 RM'000	2008 RM'000
Revenue	649,483	740,085	794,226	1,031,183	1,198,778
(Loss)/profit before taxation	(5,290)	22,898	43,482	63,985	80,715
Taxation	(2,339)	(6,453)	(10,606)	(10,676)	(18,804)
(Loss)/profit after taxation	(7,629)	16,445	32,876	53,309	61,911
Loss for the year from discontinued operations	-	(1,118)	-	-	-
(Loss)/profit for the year	(7,629)	15,327	32,876	53,309	61,911
Minority Interests	1,934	(4,902)	(4,575)	(6,718)	(3,940)
(Loss)/profit attributable to equity holders of the Company	(5,695)	10,425	28,301	46,591	57,971
Issued Share Capital (RM'000)	95,763	95,763	105,219	107,645	107,645
Shareholders' Fund (RM'000)	288,015	286,793	313,053	346,297	388,686
Net assets per share (sen)	301	299	298	322	361
(Loss)/earnings per share (sen)	(6.41)	10.89	28.47	43.54	53.85
Gross dividends (%) - tax exempt	0	5	5	0	0
Gross dividends (%) - taxable	10	5	5	20	20

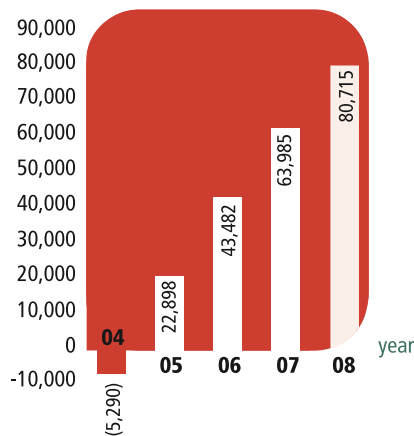
REVENUE
RM'000



SHAREHOLDERS' FUND
RM'000



(LOSS)/PROFIT BEFORE TAXATION
RM'000



(LOSS)/EARNINGS PER SHARE
SEN

